


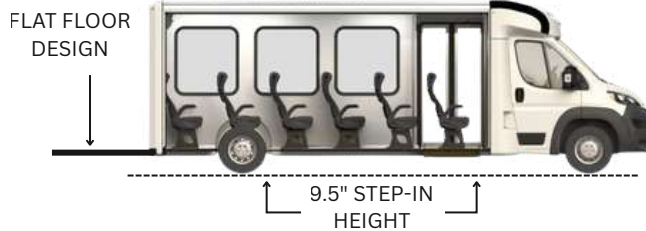


STEP-FREE

“Redefining Accessibility in Transportation”



4 - WHEEL INDEPENDENT SUSPENSION



AVAILABLE FRONT ID SIGN

OUR MISSION

To make low-floor buses the standard in America - giving seniors, children and all passengers an easier, safer ride.

OUR VISION

A future where low-floor buses are the mainstream choice - improving comfort, safety, and inclusivity for every passenger.



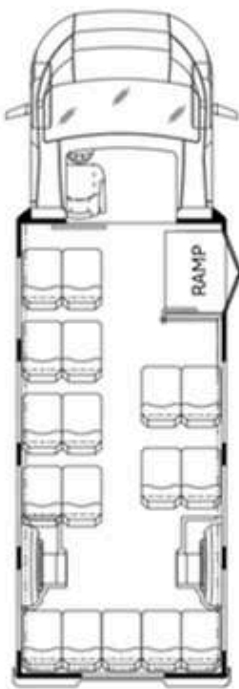
Load from the Ground (Kneeling Optional)



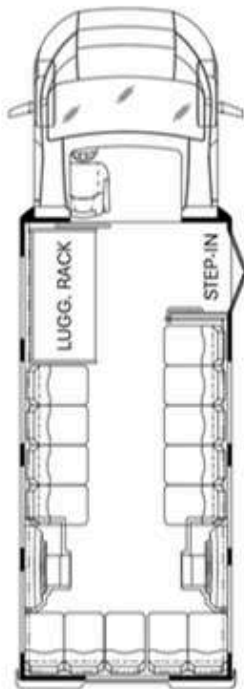
Load from the Rear (Kneeling Optional)

Chassis	Structure	Interior	Popular Options
<ul style="list-style-type: none"> Ram Promaster 3500 Cutaway, 3.6L V6 Pentastar Gas Engine, 24 Gallon Fuel Tank, Single 800 CCA Maintenance-Free Battery, 220 AMP Alternator, 6-Speed Automatic Transmission with Overdrive, Front Wheel Drive Heated/Remote Exterior Rear View Mirrors with Turn Signal 207" Wheelbase; 10,050 lbs. GVWR Low floor chassis built with high strength steel. Step-in Height of 10.5" equipped with Rear Air Suspension Extra Wide Rear Axle for Added Stability and Tight Turning Radius E-coating Chassis for Superior Corrosion Resistance 	<ul style="list-style-type: none"> Patented Sandwich panel + Al Extrusion box structure Driver cabin roof modified at standee head clearance height Meets All Applicable CMVSS/FMVSS, ADA requirements, as well as CMVSS/FMVSS 220 Exterior Length 24.5'; Exterior Width 93", uniquely styled exterior trim - black Exterior Height with Roof A/C 109.4" Fixed Touring Windows - 37.4" x 40" with (1) 37.2" x 40" Egress Window per Side 	<ul style="list-style-type: none"> Front Door Entry, 40-1/4" A & M Electric Bi-Fold Door Manual ramp: 32" width, 60" open length Flexible Seating up to 18 Ambulatory Passengers or up to 4 Wheelchairs with 8 passengers No Interior steps or slopes for entire length Flexible ALFO floor for quick seating layout changes Pareto or Freedman single and double seats WOTS or Q'straint, Standard L track tie downs LED Interior Light Package Interior Width 89.3" Interior Height 85" from Front to Rear OEM Back-up Camera Bluetooth capabilities 	<ul style="list-style-type: none"> Front and Rear Entry, 40-1/4" A & M Electric Bi-Fold Door Front and Rear Air Suspension LED Exterior Light Package Security Cameras Walker Rack Destination Signs Upgraded Upholstery Luggage Rack Bi-Fold Electric Ramp

COMMON FLOORPLANS



17 Passengers



14 Passengers
W Luggage Rack



12 Passengers
2 Wheelchairs




12 Passengers
or 5 Wheelchairs

ALFO ALUMINUM FLOORING SYSTEM - INTEGRATED AS STANDARD EQUIPMENT



Flexible Wheelchair Placements



ALFO Aluminum Flooring System



Flexible Seating Placements

Specifications presented herein reflect the most current product information available at the time of publication. All specifications, features, and availability are subject to change without prior notice. For the latest details, please consult a Pareto Mobility LLC account manager. Vehicles shown may include optional equipment.